

Rhino Workstations are **designed and built in the UK** for demanding industrial environments. Extra-large sizes, premium materials and robust construction for **ultimate performance**.

TOPS COMPARISON

Choose the right top for your environment.







MDF	MELAMINE	TRESPA®
		
 General manufacturing and workshops	 Clean, professional appearance	 Premium high-pressure laminate
 Cost effective	 Easy clean surface	 Extremely durability and impact resistant
 Good for light to medium duty use	 Resistant to moisture and most chemicals	 Chemical, scratch and wear resistant
 Can be surfaced with Cutting Mats	 Ideal for production and assembly areas	 Perfect for harsh industrial environments
 Practical and versatile	 Durable and hard wearing	 Long life and low maintenance

WORKBENCH COMPARISON









Choose the configuration that works for you.

FEATURE / BENEFIT	MOBILE (CASTORS)	FIXED (FEET)	HEIGHT ADJUSTABLE
 Moves easily around the area	✓	—	—
 Maximum stability and rigidity	—	✓	✓
 Ergonomic working height	—	—	✓
 Ideal for production and assembly	✓	✓	✓
 Great for inspection and quality control	✓	✓	✓
 Load Capacity (UDL)	Up to 800kg	Up to 800kg	Up to 800kg
 Best For	Flexible workflows & multi-use areas	Permanent setups & maximum stability	Ergonomics & operator wellbeing

INDUSTRIES WE SERVE

AUTOMOTIVE	AEROSPACE	ADVANCED MANUFACTURING	WAREHOUSING & LOGISTICS	COMPOSITE MANUFACTURING	EDUCATION & RESEARCH
					
Assembly, inspection and component handling	Large assemblies, composites and precision work	Production, fabrication and sub-assemblies	Packing benches, sorting and distribution	Lay-up, trimming and finishing	Teaching, prototyping and innovation

WHY CHOOSE RHINO?

							
DESIGNED & BUILT IN THE UK	EXTRA LARGE SIZES	HEAVY DUTY CONSTRUCTION	CONFIGURABLE TO YOUR NEEDS	PREMIUM TOP MATERIALS	5 YEAR WARRANTY	EXPERT ADVICE & SUPPORT	BUILT TO ORDER FAST DELIVERY
Proudly engineered and manufactured in the UK to the highest standards.	Up to 3050 x 1525mm – ideal for large assemblies and spacious workflows.	Robust steel frames with up to 800kg UDL for demanding industrial use.	Choice of mobile, fixed or height adjustable with a range of options.	MDF, Melamine or Trespa® – choose the perfect top for your environment.	Built to last with complete peace of mind.	Our team is here to help you specify the right solution.	Made to order with short lead times and reliable delivery across the UK.